


Name: _____



First Grade Homework Room 6 & 18

Week of: March 10, 2014

Return on: March 14, 2014

*** The spelling test is on Friday, Mar. 14**

Instructions:

1. Read daily for at least 15 minutes and complete the attached reading log. Work on the other attached worksheets. Complete at least one math, one Language Arts, and one Chinese page each day.
2. Please have an adult check your work, and have them help you correct any errors.
3. Turn in completed packet on **Friday**.

My child has completed all of the assigned homework and we have reviewed it together.

Parent Signature: _____

***Room 6 :**

English spelling test: Every Friday or the last day of the week


Chinese word test: Every Monday or the first day of the week

First Grade Spelling Words
Theme 5 Week 2




1. cart
2. barn
3. arm
4. art
5. yarn
6. harm
7. her
8. dirt
9. would
10. house

Challenge words:
chart smart



Reading Log

Once upon a time



Please read with your child for 15 minutes each day

Book Title	Minutes	Adult Signature
 My Friend Rabbit	15	
Book Title	Minutes	Adult Signature
Book Title	Minutes	Adult Signature
Book Title	Minutes	Adult Signature
Book Title	Minutes	Adult Signature
Book Title	Minutes	Adult Signature



Spelling Homework

Write your spelling words three times each.

1. _____

2. _____

3. _____

4. _____

5. _____

6. _____

7. _____

8. _____

9. _____

10. _____

Write your spelling words in ABC order:

_____, _____, _____

_____, _____, _____

_____, _____, _____

Name _____

As I read, I will pay attention to phrasing.

07 Max was looking through a book of
13 paintings. He carefully looked at the
22 sky in all the pictures. In one painting, boats
32 were tied to a pier. The sky behind the boats
40 was red, orange, and yellow. The sky looked
48 like it was on fire. In another painting,
54 ships were sailing on small waves.
62 The sky was bright blue. There were some
68 pure white clouds floating across it.
76 In a third painting, seagulls were on a
83 beach. Gray clouds covered the sky. A
91 bolt of yellow lightning split the picture in
half, making it look like two paintings. 98

Please practice reading this fluency passage daily. The goal is to be able to read it smoothly without errors. If it is difficult, master a sentence a day. If it has become easy, just read it once through and then read a book of your choice. This can help count toward the 15 minutes of reading each day.

My child has read this passage each day.
Parent signature _____



Name _____

Find the mistakes.

- A Change the verb to **has** or **have**.
- B Begin with a capital letter.
- C Add an end mark.
- D Do not change.



(1) Some people do not care about our land (2) do you see all the junk on the sand? (3) Now, Carlos and Rosa has to pick it up. (4) doesn't the sand look good now (5) Carlos and Rosa have cans and glass to take home. (6) Mom have a good use for them.

Write the letter or letters that tell how you would fix the mistake.

1. _____

3. _____

5. _____

2. _____

4. _____


6. _____

To the Teacher: Have children complete the page independently. Ask children to add to the passage on a separate piece of paper.


Name _____

Which of these activities would you like best?
Put them in a list. You can add other activities you like to do. Number your list.


picking plums



playing chess



scratching a cat




reading



riding a bike



waving at boats



My Favorite Activities

Name _____

Phonics:
Long /o/: o, oa, ow

float grow cold row gold soap

**Use a word in the box to answer each riddle.
One letter in each word is filled in for you.**

1. You feel this way in winter. c _____

2. This makes suds in water. _____ p

3. You use oars to do this. r _____

4. A balloon does this in water. _____ l _____


5. This is a shiny metal. _____ d

6. This is what healthy plants do. g _____

Name _____

better buy change difficult move ripe

Read the clues. Use words from the box to fill in the puzzle.



Across

1. Use this money to ____ a new book.
3. not easy
5. go from one place to another

Down

1. She is a ____ speller than I am.
2. ready to be picked and eaten
4. become different

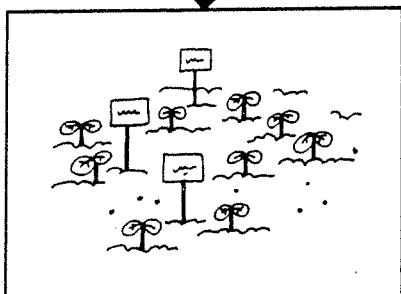
Name _____


Write a sentence that tells about each picture.

Then draw a picture and write a sentence to finish the story.










Name _____

Reteaching

13-9

Problem Solving: Make an Organized List

Kyla picks a number card.
Her number is less than 40.
It is greater than 35.
Which number does she pick?



Make a list to find Kyla's number.

Look at the first clue.
List the numbers in the box
that are less than 40.

29

32

38

Kyla's number could be 29, 32, or 38.

Look at the second clue.
Circle the numbers on the list
that are greater than 35.
38 is greater than 35.


29

32

38

Kyla's number must be 38.

I. Ian picks a number card.
His number is even.
It is less than 60.
What number does Ian pick?



Make a list of the even number cards.
Then circle the number on the list
that is less than 60.

Ian's number must be _____.

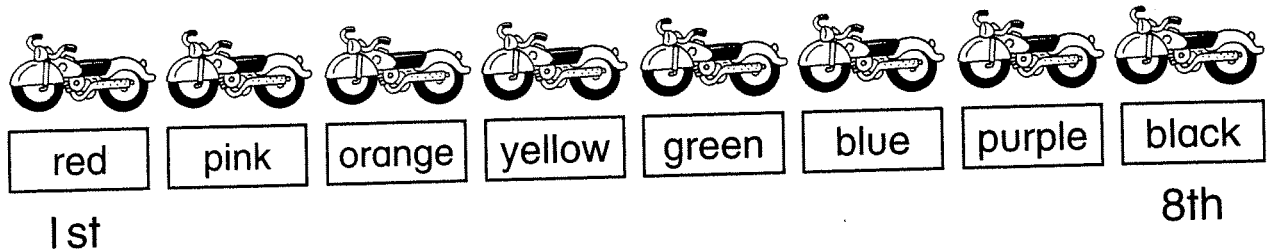
Name _____

Practice

13-9

Problem Solving: Make an Organized List

Make a list. Write the color of the motorcycle.



1. This motorcycle is between the 3rd motorcycle and the 6th motorcycle.

Which color could it be?

yellow

This motorcycle is the color of the sun. What color is the motorcycle?

2. This motorcycle is between the 1st motorcycle and the 4th motorcycle.

Which color could it be?

This motorcycle is the color of a pumpkin. What color is the motorcycle?

Reasoning

Make a list to find the secret number.

3. I am a number greater than 55.
I am in a square.
Which number am I?

☐ 28

☐ 63

☐ 60

☐ 78

35

60

52

23

43

63

28

48

78

Name _____

Reteaching

14-1

Doubles to 20

When you add the same number to itself, you are using doubles.

$$\begin{array}{r} \diamond \\ \diamond \\ + 1 \\ \hline 2 \end{array}$$

$$\begin{array}{r} \diamond \diamond \\ \diamond \diamond \\ + 2 \\ \hline 4 \end{array}$$

$$\begin{array}{r} \diamond \diamond \diamond \\ \diamond \diamond \diamond \\ + 3 \\ \hline 6 \end{array}$$

$$\begin{array}{r} \diamond \diamond \diamond \diamond \\ \diamond \diamond \diamond \diamond \\ + 4 \\ \hline 8 \end{array}$$

Use doubles to add. Draw doubles to help you.

1.
$$\begin{array}{r} \diamond \diamond \diamond \diamond \diamond \\ \diamond \diamond \diamond \diamond \diamond \\ + 5 \\ \hline 10 \end{array}$$


2.
$$\begin{array}{r} \bigcirc \bigcirc \bigcirc \bigcirc \bigcirc \bigcirc \\ \bigcirc \bigcirc \bigcirc \bigcirc \bigcirc \bigcirc \\ + 6 \\ \hline \end{array}$$

3.
$$\begin{array}{r} \bigcirc \bigcirc \bigcirc \bigcirc \bigcirc \bigcirc \bigcirc \\ \bigcirc \bigcirc \bigcirc \bigcirc \bigcirc \bigcirc \bigcirc \\ + 7 \\ \hline \end{array}$$


4.
$$\begin{array}{r} \bigcirc \bigcirc \bigcirc \bigcirc \bigcirc \bigcirc \bigcirc \bigcirc \\ \bigcirc \bigcirc \bigcirc \bigcirc \bigcirc \bigcirc \bigcirc \bigcirc \\ + 8 \\ \hline \end{array}$$

Visual Thinking

5. For each picture write an addition sentence that tells how many buttons there are.



$$3 + 3 = 6$$



$$2 + 2 = 4$$

Name _____

Practice

14-1

Doubles to 20

Add to solve. Then circle the doubles.

1. 5 6 6 8 5 2
 + 5 + 7 + 3 + 8 + 8 + 2

2. 4 2 7 8 4 5
 + 2 + 7 + 7 + 1 + 4 + 2

3. 7 5 3 6 9 4
 + 1 + 0 + 3 + 9 + 2 + 4

4. 6 5 6 10 5 1
 + 6 + 7 + 8 + 10 + 4 + 1

Reasoning

5. Jack has 5 toy cars. Sam has 5 toy cars.

Which doubles fact shows how many cars they have in all?

☐ $4 + 4 = 8$

☐ $6 + 6 = 12$

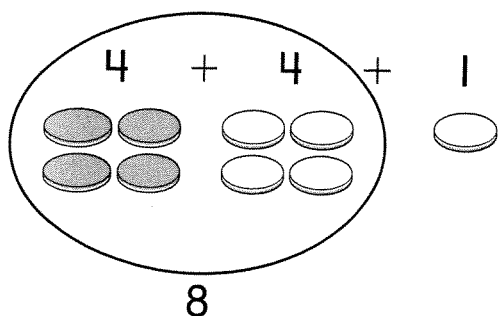
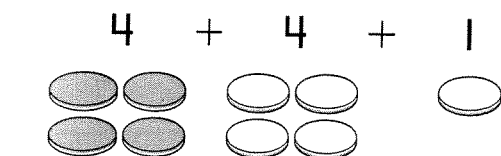
☐ $5 + 5 = 10$

☐ $7 + 7 = 14$

Doubles Plus 1

You can use doubles facts to add $4 + 5$.

Because $5 = 4 + 1$, you can write $4 + 5$ as



I know $4 + 4 = 8$.
I know 8 and 1 more is 9.
So $4 + 5 = 9$.

Add to find the doubles and doubles plus 1 facts.

1.

3	
+ 3	
<hr/>	
6	

3	
+ 4	
<hr/>	
7	

2. Bill has 6 trucks.

Ashley has 7 trucks.

How many trucks do they have in all?

_____ trucks

3. Peter read 7 books.

Kira read 8 books.

How many books did they read in all?

_____ books

Name _____

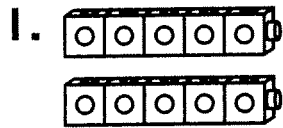
Practice

14-2

Doubles Plus 1

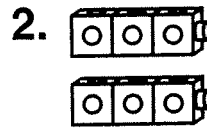
Add the doubles.

Then use the doubles to help you add.



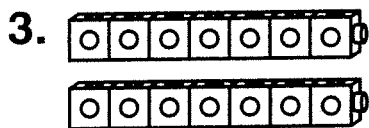
Think 5 + 5 = 10

so $5 + 6 =$ _____




Think _____ + _____ = _____

so $3 + 4 =$ _____



Think _____ + _____ = _____

so $7 + 8 =$ _____



Think _____ + _____ = _____

so $8 + 9 =$ _____

Number Sense

5. Paco has 5 model cars.

He gets 6 more cars for his birthday.

How many cars does he have now?

☐ 12

☐ 10

☐ 11

☐ 9

名字: _____

教室: _____

guo 果 早 果 果 旦	zhi 汁 汁 汁	shui 谁 谁 谁 谁	xian 想 相 相 相 相 心	chi 吃 吃 吃 吃

juice

who

want

eat

名字: _____

教室: _____

guo 果 早果果 口日日旦	zhi 汁 汁汁	shui 谁 谁谁谁 谁谁谁	xiang 想 相相相 相相相	chi 吃 吃吃吃

juice

who

want

eat

教室: _____

eat.

名字: _____

教室: _____

guǒ 果 早果果 一口旦	zhī 汁 汁汁汁	shuí 谁 谁谁谁 谁谁谁	xiǎng 想 相相相 相相相	chī 吃 吃吃吃 一口吃

juice

who

want

eat

cart

barn

arm

art

yarn

harm

u

her

dirt

would

house

chart

smart

U